

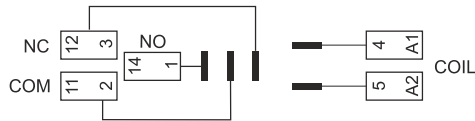


S1LD

Only
15.2 mm
WIDE

**Input / Output Socket [10A] for
P1 CO Relays DIN Rail or Panel Mountable**

Wiring diagram



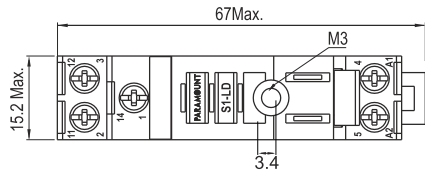
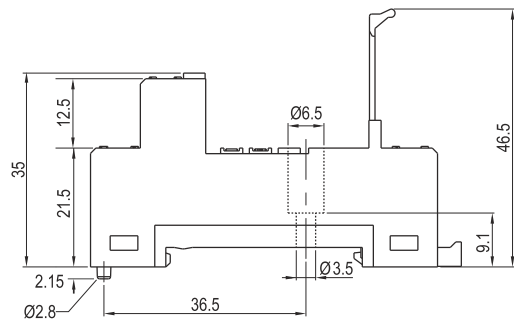
Specifications

Poles: 1 Change Over Contact
Nominal load: 10A / 250V

Insulation: Di-electric strength, 1minute
Between contact and coil: 5 KV
Between all terminals and DIN Rail: 5 KV
Between adjacent terminals: 3 KV

Brass Tin Plated Screw
Max. screw torque: 1.2 Nm
Screw dimensions: M3, Pozi

Dimensions in mm.



Other Aspects

Weight Approx. 24 gms
DIN Rail / Panel Mountable
Integrated Relay Hold Down Clip
Removable White Marking Label
EN / DIN Sequential Numbering according to EN 60947 & IEC 61810

Accessories

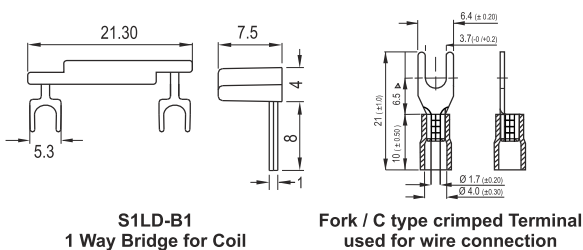


Accessories

S1LD-B1 - 1 Way Bridge

Fork / C - Terminal for wire connection

Dimensions in mm.



Approvals

